



Mock Exams – Information for candidates

Human connection in all we do

GCSE & A-LEVEL MOCK EXAMS 2023/24												
	MORNING						AFTERNOON					
	Subject	Time	Title	Loc	Dur	Ent	Subject	Time	Title	Loc	Dur	Ent
WEEK COMMENCING 11TH DECEMBER 2023												
Wed 13th Dec	GCSE ART	08:30	Practical	C HOUSE	5H	23						
WEEK 1 - 2024												
Mon 8th Jan							GCSE Spanish Speaking	13:30		Mansion		7
Tues 9th Jan	GCSE English Paper 1	08:30	Explorations in creative reading and writing	GYM	1hr 45m	40	GCSE History P1	11:30	Medicine	GYM	1h 15m	28
	A - Level Photography	08:30	Practical	C HOUSE	5h	12						
Wed 10th Jan	GCSE Maths P1	08:30	Non-Calculator	GYM	1hr 30m	40	GCSE Geography P1	11:30		GYM	1hr 05m	20
Thurs 11th Jan	GCSE Biology P1	08:30		GYM	1h 15m	40	GCSE Chemistry P1	11:30		GYM	1h 15m	40
	A-Level Art		Practical	C HOUSE	5h	5						
Fri 12th Jan	GCSE Physics P1	08:30	Paper 1	GYM	1h 15m	40	GCSE History P2	11:30	Cold War & Anglo-Saxon and Norman	GYM	1h 45m	28

GCSE & A-LEVEL MOCK EXAMS 2023/24												
	MORNING						AFTERNOON					
	Subject	Time	Title	Loc	Dur	Ent	Subject	Time	Title	Loc	Dur	Ent
WEEK 2 - 2024												
Mon 15th Jan	GCSE Geography P2	08:30		GYM	1h 15m	20	GCSE German Listening	13:30	Listening & Reading	Mansion		13
	A - Level English Lit P1	08:30	English Literature P1: Aspects of Comedy	GYM	2h 30m	5						
	A - Level Geography	08:30		GYM	2h 15m	6						
Tues 16th Jan	GCSE History P3	08:30		GYM	1h 20m	28	GCSE Spanish Listening	09:00	Listening & Reading	Mansion		7
	A - Level History P3	08:30	Renaissance	GYM	2h 30m	2	A - Level Chemistry	12:30		GYM	2h	2
	A - Level Maths	08:30	Pure Mathematics	GYM	2h	4	A - Level Biology	12:30		GYM	2h	2
Wed 17th Jan	BTEC / ART GCSE	08:30	EXTRA HOURS	C HOUSE	5 LESSONS							
	A - Level Psychology	08:30	Paper 1	GYM	2h	14	A - Level History P1	12:30		GYM	1h 30m	2
	A-Level Physics	08:30		GYM	2h	4	A - Level Maths	12:30	Statistics and Mechanics	GYM	1h 30m	4
Thurs 18th Jan	GCSE Maths P2	08:30	Calculator	GYM	1h 30m	40	GCSE German Writing	12:30		GYM		13
	A - Level Chemistry	08:30		GYM	2h	2	GCSE Spanish Writing	12:30		GYM		7
	A - Level Biology	08:30		GYM	2h	2	A - Level Psychology	12:30		GYM	2h	14
Fri 19th Jan	GCSE Further Maths	08:30		GYM	1h 45	5	A-Level Physics	12:30		GYM	2h	4
	A - Level English Lit P2	08:30	English Literature P2: Elements of Political and Social Protest Writing	GYM	3h	5						
	A - Level Geography	08:30		GYM	1h 30m	6						



Michael Hall
WALDORF SCHOOL

THE PSYCHOLOGY OF REVISION

SLEEP ON IT

Gais, Lucas and Born (2006) showed that sleeping within one or two hours of learning significantly improves declarative memory, independent of the time of day.




READING, MAKING SUMMARY NOTES AND HIGHLIGHTING DOES **NOT** WORK

These can all be done passively by the brain and are shown to be ineffective.



PAST PAPER PRACTICE

Like riding a bike, procedural memory enables us to remember how to do things without even thinking about it if we practice enough.



MAKE DIAGRAMS AND PICTURES

The long term memory is based on visual and meaningful content, not words.



CREATE A MEMORY PALACE

Create a familiar place in your imagination. Place representations of things you need to remember at specific places in it.



STAY HEALTHY

Lots of good quality sleep and healthy food are critical for optimal performance. Take care of yourself!



On your exam day

This checklist will help you to be as prepared as possible for your exams, so that on the day itself you can focus on doing your best.

Before sitting your exams, ensure you know:

- ☐ the date, time and location of your exams – you might find it helpful to write this information in a calendar or planner
- ☐ who to contact at school or college in case there's an emergency that makes you late or unable to sit your exam

What you cannot take into exams:

- ☐ any type of phone
- ☐ revision notes
- ☐ any type of watch (this includes analogue, digital and smart watches)



What you will need:

- ☐ a clear pencil case
- ☐ at least two black ink pens – blue pens are not acceptable
- ☐ an approved calculator for relevant exams
- ☐ appropriate apparatus such as a ruler or protractor for relevant exams
- ☐ a clear water bottle if you wish to take one in – it must not have a label



Other important information:

- ☐ Listen carefully to the invigilator's instructions which will be specific to your exam. If you are unsure of anything, please raise your hand and wait for the invigilator.
- ☐ Fill in your details on the front of your answer booklet.
- ☐ If you need additional answer sheets, raise your hand and wait for an invigilator who will provide you with one. Remember to add your details to this booklet too.
- ☐ If you need to use the toilet or feel unwell, raise your hand and wait for an invigilator who will escort you from the exam room.
- ☐ Make sure you stay silent – talking to a fellow candidate could result in disqualification from all your exams.

Contingency sessions:

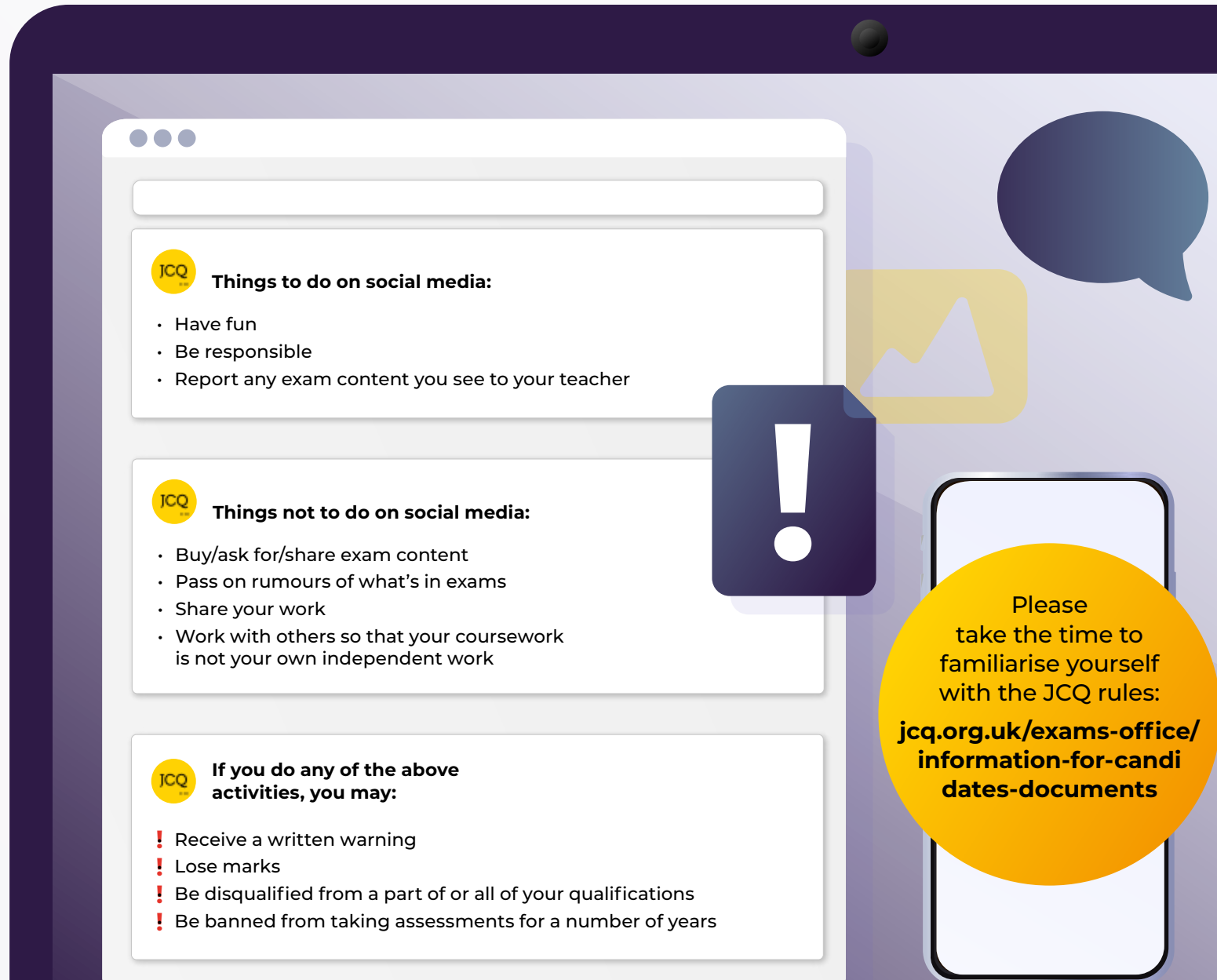
- ☐ There are contingency sessions within the Summer 2024 exam timetable – the afternoon of 6 June and 13 June 2024 and the morning and afternoon of 26 June 2024. Make sure you are available on all three dates even if you do not have an exam.

If you have any questions about your exams, please ask your teacher or exams officer.



While we like to share our experiences online, when it comes to exams, we have to be careful.

- Sharing ideas online can be helpful when you're studying or revising
- However, sharing certain information (see information on the right) can break the rules and could affect your results
- If you're not sure what you can and can't discuss online, check with your teacher
- If you receive exam content on social media, you must tell your teacher
- Don't be caught out by scammers selling fake exam papers

Things to do on social media:

- Have fun
- Be responsible
- Report any exam content you see to your teacher

Things not to do on social media:

- Buy/ask for/share exam content
- Pass on rumours of what's in exams
- Share your work
- Work with others so that your coursework is not your own independent work

If you do any of the above activities, you may:

- ! Receive a written warning
- ! Lose marks
- ! Be disqualified from a part of or all of your qualifications
- ! Be banned from taking assessments for a number of years

Please take the time to familiarise yourself with the JCQ rules:
[jqc.org.uk/exams-office/information-for-candidates-documents](https://www.jcq.org.uk/exams-office/information-for-candidates-documents)



AQA	City & Guilds	CCEA	OCR	Pearson	WJEC
-----	---------------	------	-----	---------	------

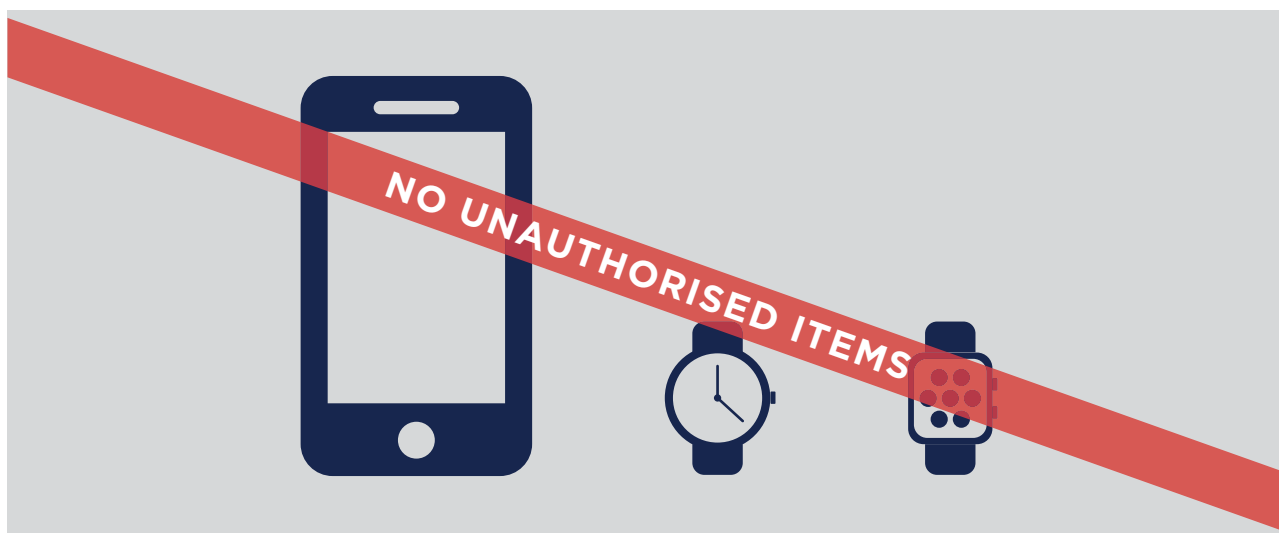
Warning to Candidates

1. You **must** be on time for all your examinations.
2. **Possession of a mobile phone** or other unauthorised material **is not allowed** even if you do not intend to use it. You will be subject to penalty and possible disqualification from the exam/qualification.
3. You **must not** talk to, attempt to communicate with or disturb other candidates once you have entered the examination room.
4. You **must** follow the instructions of the invigilator.
5. You **must not** sit an examination in the name of another candidate.
6. You **must not** become involved in any unfair or dishonest practice in any part of the examination.
7. If you are confused about anything, only speak to an invigilator.

The *Warning to Candidates* must be displayed in a prominent place outside each examination room. This may be a hard copy A3 paper version or an image of the poster projected onto a wall or screen for all candidates to see.

NO MOBILE PHONES NO WATCHES

NO POTENTIAL TECHNOLOGICAL/WEB
ENABLED SOURCES OF INFORMATION






Possession of unauthorised items, such as a mobile phone
or any watch, is a serious offence and could result in

DISQUALIFICATION

from your examination and your overall qualification.

This poster must be displayed in a prominent place outside each examination room.

**Water Bottles
PERMITTED in
IB, A Level or GCSE
Exams**



**Water Bottles NOT
permitted in
IB, A Level or GCSE
Exams**

